









# APRIL

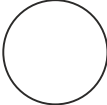

## (TERM-I)

SUBJECTS	
English	<p>Oral : A to Z Phonics sounds : A - D Rhymes : Good Morning Song! Hello.. Hello..Hello Johnny ! Johnny! Action words : Clap softly and loudly Jumping in circle Kicking the Ball Written work : Standing lines Sleeping lines Bumble Bee (A) : Page. No -1, 2, 3, 4, 5, 43, 44, 45</p>
Mathematics	<p>Oral : 1-10 Number (Written) : 1, 7 Bumble Bee (B) : Concept : Big / Small (Page. No - 26, 27) Recognition of Shapes : Circle</p> 
Drawing	<p>Colouring in assignment (Page. No-2, 3) Painting with Thumb.</p>
EVS	<p>1. On the Farm 2. In the Forest</p>
General Awareness	<p>1. What is your name? My name is _____.</p>





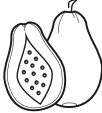
# APRIL

SUBJECTS	
General Awareness (contd..)	<p>2. How are you? I am fine, Thank you.</p> <p>3. In which school do you study ? I study in St Martha's Bethany Vidyalaya Sr. Sec. School, Rurka Kalan.</p>
Identification of	<p>1. Parts of Body :</p> <p>Head </p> <p>Eyes </p> <p>Ears </p> <p>Nose </p> <p>2. Colours : Red, Blue, Black, White (By Showing Things)</p> <p>3. Fruits :</p> <p>Apple </p> <p>Banana </p> <p>Grapes </p>
Art	<p>Book : Colours (Book 1) Pg No. : 2, 3, 4</p>

# MAY

SUBJECTS	
English	<p>Oral : A - Z</p> <p>Phonics sounds : A - H</p> <p>Rhymes : Colours Family Song Number Rhyme Watermelon, Watermelon</p> <p>Concepts : In / Out</p> <p>Action words : Sitting, Standing, Eating, Drinking.</p> <p>Written work : Slanting lines. Zig - Zag lines.</p> <p>Bumble Bee (A) : Pg. no : 6, 7, 8, 9, 10, 46, 47</p>
Mathematics	<p>Oral : 1-10</p> <p>Number (written) : 1, 4, 7</p> <p>Concept : Full / Empty</p> <p>Recognition of shapes :</p> <div style="display: flex; justify-content: space-around; align-items: center;"> <div style="text-align: center;"> <p>Circle</p>  </div> <div style="text-align: center;"> <p>Star</p>  </div> </div>
Drawing	<p>Drawing : Colouring in assignment ( Page. No - 4, 5, 6)</p> <p>Painting with Thumb, Finger.</p>
EVS	<ol style="list-style-type: none"> <li>1. Water World</li> <li>2. Reptile World</li> <li>3. Birds</li> </ol>

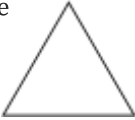
# MAY

SUBJECTS	
General Awareness	<ol style="list-style-type: none"><li>1. Who is your Class teacher ? Mrs/Miss _____ is my Class teacher.</li><li>2. In which Class do you Study? I study in Nursery Class.</li><li>3. Who is your Principal? Father Paul George is our Principal.</li></ol>
Identification of	<ol style="list-style-type: none"><li>1. Parts of Body : Tongue                      Teeth                       </li><li>2. Colours : Yellow, Pink (By Showing Things)</li><li>3. Fruits : Orange                      Kiwi                      Papaya                                             </li></ol>
Art	Book : Colours (Book 1) Pg No. : 5, 6, 7







# JUNE

## SUMMER BREAK


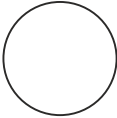

# JULY

SUBJECTS	
English	Oral : A to Z Phonics sounds : A - L Rhymes : What I Can Do Colours Number Rhyme Story : Fruit Story Action words : Waving, Dancing, Running. Written work : All lines + A, E, F Bumble Bee (A) : Pg. No - 11, 12, 13, 14, 15, 48, 49, 50
Mathematics	Oral : 1-10 Number (written) : 1, 4, 7 Bumble Bee (B) : Concept-Tall/Short (Pg. No - 28, 29) Count the Objects and write the correct Number. Recognition of Shapes : Triangle 
Drawing	Colouring in Assignment (Page. No - 7, 8, 9) Painting with Vegetables Blocks (Onion, Lady Finger)
EVS	1. Vegetables 2. In the Garden
General Awareness	Related to Body Parts by pointing : 1. What is this? This is nose. 2. How many eyes do you have? I have two eyes.











# JULY

SUBJECTS	
Identification of	<p>1. Parts of Body :</p> <p>Cheeks                      Chin                      Legs</p>    <p>2. Colours : Grey, Red, Blue, White, Yellow, Pink (By Showing Things)</p> <p>3. Fruits :</p> <p>Watermelon                      Pear                      Orange</p>   
Art	<p>Book : Colours (Book 1) Pg No. : 8, 9, 10</p>

# AUGUST

SUBJECTS	
English	<p>Oral : A - Z</p> <p>Phonics sounds : A - P</p> <p>Rhymes : Traffic Light Baa-Baa Black Sheep Brush, Brush Your Teeth Twinkle-Twinkle Little Star</p> <p>Action words : Bathing, Brushing, Combing</p> <p>Written work : Letters - H, I, L, T</p> <p>Bumble Bee (A) : Pg. no : 16, 17, 18, 51, 52</p>
Mathematics	<p>Oral : 1-15</p> <p>Number (written) : 2, 3</p> <p>Bumble Bee (B) Concept : Up/Down (Page. No. - 30)</p> <p>#Count the objects and match with correct Number.</p> <p>Recognition of shapes :</p> <div style="display: flex; justify-content: space-around; align-items: flex-start;"> <div style="text-align: center;"> <p>Triangle</p>  </div> <div style="text-align: center;"> <p>Circle</p>  </div> <div style="text-align: center;"> <p>Star</p>  </div> </div>
Drawing	<p>Drawing : Colouring in assignment (Page. No - 10, 11, 12, 13)</p> <p>Painting with Thumb and Vegetable Blocks (Capsicum, Lady finger)</p>
EVS	<ol style="list-style-type: none"> <li>1. Insects Word</li> <li>2. Helpers</li> <li>3. Means of Transport</li> </ol>

# AUGUST

SUBJECTS	
General Awareness	Related to National Symbols : 1. Name the National Fruit. Mango 2. Name the National Flower. Lotus 3. Name the National Bird. Peacock
Identification of	1. Fruits :  Watermelon                      Pear                      Orange     Papaya                      Apple                      Kiwi                      Banana      2. Vegetables : Lady finger                      Potato                      Tomato   
Art	Book : Colours (Book 1) Pg No. : 11, 12, 13




# SEPTEMBER




Revision of all Syllabus + Exam

(TERM-II)

# OCTOBER

SUBJECTS	
English	Oral : A to Z Phonics Sounds : A - T Rhymes : Bits of paper Aeroplane, Aeroplane Action words : Throwing, Catching, kicking. Written work : A, B, C, D, E, F, G, H Bumble Bee (A) : Page. No. 19, 20, 21, 22, 53, 54, 55
Mathematics	Oral : 1-20 Number (written) : 4,5,6,7 Bumble Bee (B) : Concept : Fat/Thin ( P. No-31,32) # Count the objects and match with correct Number. Recognition of shapes: Triangle Circle Star Square 
Drawing	Colouring in assignment ( Page. No - 14,15,16,17) Pasting Shapes.
EVS	1. Our Food 2. Things we play with 3. Musical Instruments








# OCTOBER

SUBJECTS	
General Awareness	<ol style="list-style-type: none"><li>1. How old are you? I am ___ years old.</li><li>2. What is your father's name? My father's name is _____</li><li>3. What is your mother's name? My mother's name is _____</li></ol>
Identification of	<p>1. Vegetables :</p> <p>Peas                      Carrot                      Mushroom</p>  <p>2. Parts of Body :</p> <p>Eyes                      Nose                      Ears                      lips</p>  <p>Hand                      Fingers                      Head                      Cheeks</p> 
Art	Book : Colours (Book 1) Pg No. : 14, 15, 16

# NOVEMBER

SUBJECTS	
English	Oral : A to Z Phonics sounds : A - X Rhymes : The wheels of the Bus Action words : Shapes walk (Circle, Square, Triangle) Written work : A - P Bumble Bee (A) : Pg. No. 23,24,25,26,57,58,59,60
Mathematics	Oral : 1-30 Number (written) : 1 - 10 Bumble Bee (B) : Concept-Open/Shut (Pg. No -33,34) # Count the objects and circle the correct Number.
Drawing	Clay modelling : Making a objects (Numbers, letters) Pasting Shapes.
EVS	1. What we wear 2. In the Drawing Room 3. In the Bedroom 4. In the kitchen
General Awareness	Related to vehicles: 1. Where does Bus / Car move ? Bus moves on the track. 2. Where does train move? Train moves on the track. 3. Where does aeroplane / Helicopter fly? Aeroplane flies in the sky. 4. Where does ship / Boat move? Ship moves in the water.

# NOVEMBER

SUBJECTS	
Identification of	<p>1. Vegetables :</p> <p>Peas  Carrot  Mushroom </p> <p>Lady finger  Potato  Tomato </p> <p>Radish </p> <p>2. Fruits : Revision of Previous syllabus.</p> <p>3. Colours name : Revision of Previous syllabus.</p>
Art	<p>Book : Colours (Book 1) Pg No. : 17, 18, 19</p>

# DECEMBER

SUBJECTS	
English	Oral : A to Z Phonics sounds : A - Z Rhymes : Let's sing a winter song Christmas is coming Action words : Clapping, Sitting, Standing, Eating, Drinking, Dancing, Running. Written work : A-T Bumble Bee (A) : Page. No. 27, 28, 29, 30, 61, 62, 63, 64
Mathematics	Oral : 1-30 Number (written) : 1-15 Bumble Bee (B) : Concept -Hot/Cold (Pg. No - 35, 36) # Count the objects and match with correct Number. # Count the objects and write the correct number.
Drawing	Colouring in assignment (Page. No - 18, 19, 20, 21) # Clay modelling making of objects numbers, letters.
EVS	1. In the Bathroom 2. Action words
General Awareness	1. Which season is going on? Winter season is going on. 2. What do we wear in winter seasons ? We wear jacket, coat. 3. What do we eat in winter season? Almond, Cashewnut, Walnut.
Art	Book : Colours (Book 1) Pg No. : 20, 21

# JANUARY

SUBJECTS	
English	Oral : A - Z Phonics sounds : A - Z Rhymes : Revision of previous rhymes. Action words : Rubbing, Shivering, Cutting. Written work : A- Z Bumble Bee (A) : Pg. No. 31, 32, 33, 65, 66, 67, 68
Mathematics	Oral : 1-30 Number (written) : 1-20 Concept : Day / Night ( Page. No - 37) Recognition of Shapes : Revision of previous rhymes.
Drawing	Colouring in assignment (Pg. No. - 22, 23, 24) Painting with hand.
EVS	Shapes
General Awareness	1. Name the days of week : Sunday, Monday, Tuesday, Wednesday, Thursday, Friday, Saturday. # Related to colours :- 2. What is the colour of Apple? Red. 3. Which colours starts from the letter ' G ' ? Green.
Identification of	Colours : Revision of previous syllabus. Fruits : Revision of previous syllabus. Vegetables : Revision of previous syllabus. Body Parts : Revision of previous syllabus.
Art	Book : Colours (Book 1) Pg No. : 22, 23, 24